Inquiries

Description	Inquiry information	Inquiry hours
Matters related to rubbish reduction, designated rubbish bags, and environmental beautification promoters (1)	General Waste Disposal Measures Division 3-1-10, Kamoe, Chuo-ku ①☎453-6192	8:30~17:15 [Holidays] Saturdays, Sundays, National Holidays, and December 29 to January 3
Matters related to processing plans and industrial waste (2)	②☎453-6229	
Matters related to disposing and sorting rubbish and recyclables (3)	③☎453-0011	
Matters related to rubbish that requires contact, service fees, and application	Garbage Reception Center ☎453-2288	8:30~17:00 [Holidays] Saturdays, Sundays May 3rd to 5th, and Year-end to January 3
Various inquiries related to rubbish disposal, etc. ● Matters related to disposing and sorting rubbish and recyclables ● Matters related to collection of rubbish and recyclables ● Matters related to creating rubbish collection sites ● Matters related to improper disposal and illegal dumping, etc. (1) The office in charge varies depending on the town where you live. For details, check the separate collection calendar or Hamamatsu City official website.	Office in charge (1) Hokubu Collection Reception Center 2-24-2, Handayama, Chuo-ku ☎431-5385	8:15~17:00 [Holidays] Saturdays, Sundays May 3rd to 5th, and Year-end to January 3
	Heiwa Garbage Disposal Plant 77, Hiramatsu-cho, Chuo-ku ☎487-1131	
	Nanbu Garbage Disposal Cente 1011, Tsutsumi-cho, Chuo-ku ☎441-3800	
	Hamakita Garbage Disposal Center 954, Nagashima, Hamakita-ku ☎586-8686	
	Tenryu Garbage Disposal Plant 2665, Aoya, Tenryu -ku (within Tenryu Eco Terrace) ☎488-7373	
	Misakubo-Sakuma Clean Center 2258, Misakubocho Okuryoke, Tenryu-ku ☎987-1957	

Please recycle this guidebook as "miscellaneous paper" if you are done with it.



■Guidebook to reducing rubbish issued in September, 2026
General Waste Disposal Measures Division,
Hamamatsu City Environmental Department
〒432-8023 3 Chome 1-10, Kamoe, Chuo-ku, Hamamatsu City
(Kamoe branch office)
TEL：053-453-6192 FAX：050-3737-2282



Hamamatsu City

Let's work together!



Hamamatsu City's Goals

By 2028 (Reiwa 10)

Let's reduce the amount of household waste to 404 grams per person per day!

Base year 2020 (Reiwa 2): 504 grams



Working to reduce waste in order to achieve our goals.



Gomi Genzo

Genzo is a ninja born and raised in Hamamatsu City. He excels at sorting rubbish and supports rubbish reduction efforts from the shadows.

Genzo' s friend Gomi Suppon

Genzo's childhood friend and trustworthy sidekick. He's shy, but he doesn't let go once he bites.

What are the benefits of reducing rubbish?

Protect the Earth's abundant nature

Reducing rubbish will allow us to use our limited resources, such as petroleum and forests, wisely for a long time. At the same time, we can reduce the energy required to transport and dispose of rubbish, as well as the generation of a cause of global warming.



Extend the life of limited landfill sites

Hamamatsu City has a landfill, but it is limited in capacity. If we continue to fill the landfill with rubbish at the current rate, it will fill up in about 20 years. We can use the landfill for a longer period of time by reducing rubbish.



Landfill site: Heiwa Landfill (opened in 1990)

Total landfill capacity
Approx. 1,370,000m³
Equivalent of 3,910 25-m swimming pools

Available landfill capacity
Approx. 214,000m³
Equivalent of 611 25-m swimming pools

* As of March 2025

Lesser burden for future generations

Rubbish disposal requires a lot of time, effort, and taxpayer money. By reducing the size of rubbish disposal facilities and the frequency of collection, we can reduce the burden on our future generations.

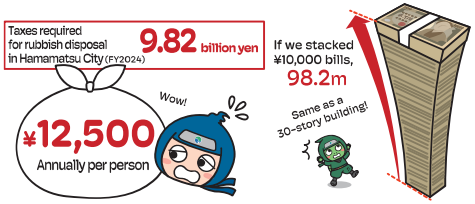

Analysis of Household Rubbish

The key to reducing rubbish lies in burnable rubbish

More than 90% of household rubbish is burnable. What is particularly noteworthy is that approximately 80% of burnable rubbish consists of "paper", "organic waste", "green waste", and "plastics".
Let's focus on these four items and start taking action to "reduce 100 grams per person per day"!



Household rubbish

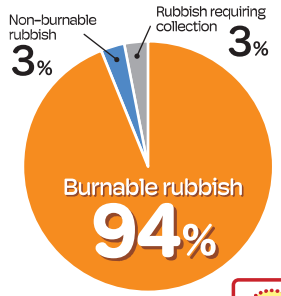

Burnable rubbish

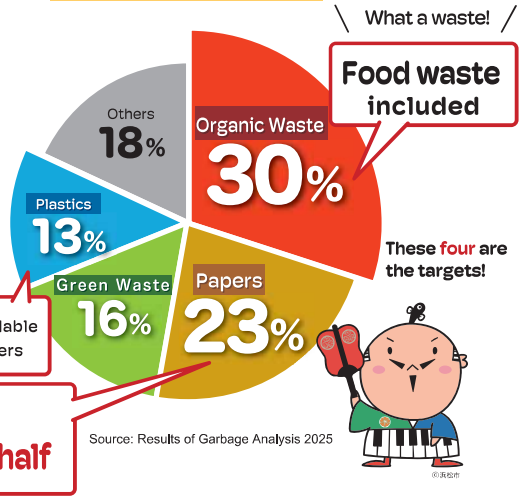

Waste Strategy Remember the 3Rs!

3Rs is an acronym for Reduce, Reuse, and Recycle.
It is the keyword for protecting our environment and resources. Let's start with what we can.

Reduce the amount of rubbish generated

Reduce



Use things over again

Reuse



Reuse as a resource

Recycle



Techniques for Sorting Miscellaneous Paper

Learn about unexpectedly large amount of miscellaneous paper



Rules for sorting

Miscellaneous paper is a resource.

Miscellaneous paper is a valuable resource that can be recycled. We can reduce rubbish by properly sorting these papers.



Miscellaneous paper is being burned!

Source: Results of Garbage Analysis 2025

Types of recyclable waste paper

When sorted properly, these can be recycled into usable paper.


Newspapers and flyers


Magazines


Cardboard



Beverage cartons

+

Miscellaneous papers





We can properly sort and

step1 **Collect** ▶ step2 **Bundle** ▶ step3 **Put out for collection**

recycle our papers.

No. 1 Steps of sorting

Let's collect miscellaneous papers

Identify recyclable papers

Miscellaneous papers are recyclable papers besides newspapers, magazines, cardboard, and beverage cartons.
Any non-paper materials, such as plastic or metal, must be removed.



Have you been throwing away miscellaneous paper as rubbish?


Tissue boxes
(Remove any plastics)



Paper boxes and packages
(Only unscented)



Postcards and advertisements
Fliers and wrapping papers



Notebooks and memos
(No need to remove staples)


Used photocopy papers
(School handouts, etc.)


Paper bags
(Remove any non-paper handles)


Envelopes
(Remove any plastics)


Calendars
(Remove any metal and string pieces)


Toilet paper cores
Plastic wrap cores and boxes

Vinyl-coated items cannot be collected

How to identify vinyl-coated items


Tear a piece of paper.
If you can see vinyl at the tear, the paper is vinyl-coated.

⚠ Note These items are burnable rubbish.


Heat print transfer papers
(Dye-Sublimation, iron-heat, etc.)


Scented paper and perfumed paper
(Magazines with perfume samples, incense boxes, etc.)


Used tissues or paper towels


Photographs



Paper stamped with gold, silver, aluminum, or other metal foil



Waterproofed paper
(paper cups, paper plates)


Dirty items


Pressure-sealed postcard
(confidential postcards, etc.)


Carbon paper
(delivery slips, etc.)


Thermal paper
(receipts, etc.)

Others: Synthetic paper (waterproofed posters, maps, etc.), thermal expansion paper (three-dimensional copy paper, Braille printed materials, etc.)

No.2 Steps of sorting

Bundle the miscellaneous papers

Use **paper bags** for easy sorting



The key to collecting miscellaneous papers is not to scatter them.
You can easily bundle different sizes and shapes of papers by using a paper bag.

Keep a paper bag next to your trash bin to sort miscellaneous papers with ease.



Other handy collection methods

Insert in magazines



Insert smaller pieces of paper in magazines and bundle them together.

Wrap with large paper



Wrap small pieces of paper in a larger piece, such as a monthly calendar or a poster.



Notes for bundling paper

Point 1 **Bundle** the paper so that it does not scatter.

Point 2 **Unfold& flatten** any box-shaped items.

Point 3 **Use paper string to tie** the bundle.

(Paper bags can be closed with staples or paper tape.)

No.3 Steps of sorting

Taking your miscellaneous papers out for collection

Learn **two ways** to take papers out



Miscellaneous paper is collected in the same category as magazines.
Actively use group collection of recyclables by neighborhood associations.

Collection methods leading to recycling

Disposal at a collection site.

Let's use the collection boxes at ward offices, administrative centers, branch offices, and community collaboration centers in Hamamatsu City, as well as collection containers at private recycling stations.

Check the latest collection sites here.

Map of recyclable resource collection sites



Disposal at your neighborhood's group collection of recyclable resources.

Check the circular noticeboard for the collection dates and places.

Community groups
- Neighborhood association
- Senior citizen's clubs
- Children's associations
- PTA, etc.

Collects resources such as waste paper

Passes down to resource collector for recycling



What happens to the waste paper?

It is reused as material for new paper products.

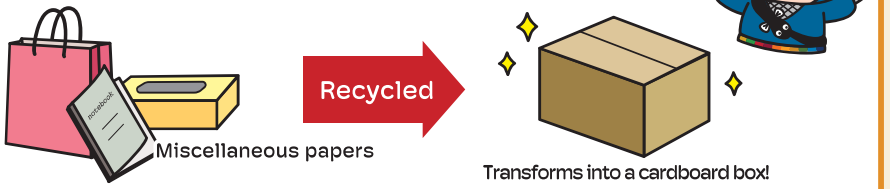

Also...

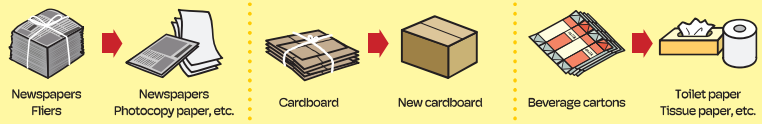

Sorting Plastic Containers and Packaging Technique

Wash your plastics before recycling



Rules for Sorting

First, check the Plastic Mark.

Plastic containers and packaging with the "Plastic Mark" can be disposed of as recyclable garbage. Once dirt and residue is removed, they can be recycled.



What goes in the recyclable plastic containers and packaging:

Empty product containers and packaging can be recycled. Note that not all plastic products are recyclable.


Plastic caps


Plastic bottles


Nets


Cups and packs


Trays
*Also collected at supermarkets and other stores.


Plastic shopping bags


Snack wrappers and packaging

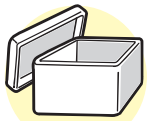
Styrofoam
*Break into pieces smaller than 60cm.

Flow of sorting

Wash off the dirt

Wash ▶ Dry ▶ Sort

Reusing dishwater conserves water.

There's no need to use detergent to clean the plastics.



Washing off the dirt:


Tubes and bottles
Remove the cap and check the contents. Fill the container with water and rinse it out.


Trays and noodle cups
Rinse the plastics and be sure to remove any residue and grease.


Snack wrappers and packaging
Turn the bag upside down and shake out all contents.



When disposing plastic recyclables:

1. If the plastic cannot be cleaned easily, dispose of it as burnable rubbish.
2. Paper labels on the plastic containers and packaging do not need to be removed.

NOTE: These items are burnable rubbish.


Plastic toys


Plastic wash basins


Sponges


Plastic hangers



There are dry cleaning shops that collect their plastic hangers.


Videotapes and Cassette Tapes


CD and DVD cases


Detergent measuring spoons


Plastic spoons and forks

Others
・Writing tools ・Rubber gloves
・Planters, etc.



What happens to plastic containers and packaging?

The collected plastic recyclables are transformed into raw materials for industrial or plastic goods.


Plastic products




Used when making steel

There are many other uses.

Raw Garbage Reducing Technique

Eliminate moisture to reduce weight and odor



Rules for Reducing Volume
Drain your raw garbage before disposing

Moisture accounts for about 80% of raw garbage. That's why garbage is heavy, smelly, and difficult to handle. Drain your raw garbage to cut down the amount of garbage.



I didn't know that **80%** of raw garbage is **moisture**.

By draining raw garbage:

- **Reduces odor** — Moisture is root of terrible odors and rotting. Insects such as fruit flies can also be prevented.
- **Lightens the garbage** — A lighter load makes it easier to dispose of the garbage. It also reduces the load on the collection truck.
- **Burns easily** — Garbage can be burned efficiently without the need for extra fuel.

Draining water from food waste:

No. 1 — Do not wet

Remove vegetable peels and stems before washing.



No. 2 — Dry

Dry vegetable and fruit scraps quickly by spreading them on newspaper and drying them under the sun.



No. 3 — Squeeze

Squeeze moisture from raw garbage using a plastic bottle or a draining press.



Let's turn it into compost!

Let's take advantage of initiatives that support raw garbage composting!

- Free distribution of composting containers:
  - ① Composting containers
  - ② Sealed fermentation containers

*Note that the number of containers available for distribution is limited.


① Composting container ② Sealed fermentation container

- Subsidy for food waste disposer

Partial subsidies for purchasing household food waste disposers are available.

*Composting and sealed fermentation containers are not eligible.

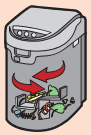

Check here to apply ▶

For details, contact "General Waste Disposal Measures Division" on the back cover.

Reducing Food Waste Technique

Reconsider your habits and reduce "waste"

Rules for Reducing Rubbish
Reflect on your habits

Food waste refers to foods that could be eaten but are disposed of instead. With a little creativity, you can eliminate "waste" and ease your budget. There are lots of benefits!



Did you know? Facts about food loss and waste

Food loss and waste of Japan

approx. **4.64 million tons**

Source: Estimated amount of food loss waste in Japan (FY2023)



Of this amount,

approx. **2.33 million tons**

are generated from households.

What are the leading causes?

- Excessive shopping
- Expired food
- Leftovers
- Excessive elimination (Excessive peeling of vegetable skins, etc.)


Wasted food found in the city



Points to reconsider in your daily life:

1 Don't overbuy

Before shopping, check your refrigerator and pantry; and prepare a list of what you need to buy.



2 Consume all ingredients

Only buy the ingredients you need and check best before and expiration dates to ensure you use everything.

- **Best before date** — Date until which food can be consumed deliciously.
- **Expiration date** — Date until which food can be eaten safely.

3 Avoid leftovers

Be mindful of the amount you cook and how you plate your food to avoid leftovers.



Recycling Green Waste Technique

Recycle green waste (plants, leaves, branches) from your home



Check here for the latest collection sites.



Disposal:

- Green waste disposal is **limited to one mini-truck** load per visit.
- **Cut** large branches down to meet the **standard disposal size.**
- Bundle up branches with **paper twine, hemp twine, or rope.**
- When disposing grass clippings and fallen leaves, put them in **bags.**
  (Please take home all plastic and other non-plant materials.)

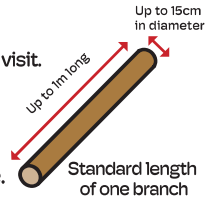

[Collectable green waste]
Green waste from your household



Please follow the instructions of the collection site staff and prioritize safety when disposing green waste.

NOTE: Green waste that cannot be collected

- Waste from commercial activities such as landscaping and farming.
- Wooden products, dismantled or processed wooden products, etc.
- Wood or bamboo roots, thorny items, irritants, toxic items, decaying items.
- Vegetables and fruits





What happens to green waste?

The green waste is chipped into small pieces and used as compost.



Recycling Small Household Appliances Technique

Utilize metal resources that are buried in urban mines

Small household appliances are called "urban mines" because they contain valuable metals like gold, silver, platinum, and other rare metals that can be recycled and reused.

[Collection sites] You can bring your items to any ward offices, administrative centers, branch office, community collaboration centers, and other specified stores.



Check here for the latest collection sites.

The collection box accepts the following items for recycling:

Size limit: Less than 15cm H x 60cm L x 30cm W

- Cell phone
- PHS terminal
- Personal computer (laptop/desktop)
- Tablets/Smartphone
  *LCD monitors are also accepted.



- Telephone
- Facsimile
- Radio



- Digital camera
- Video camera
- Film camera



- MD player
- Digital audio player (flash memory/HDD)
- CD player
- Tape recorder (excluding deck)
- Headphones/earphone
- IC recorder
- Hearing aid



- Hard disk
- USB flash drive
- Memory card



- DVD player
- HDD recorder
- Blu-ray disc recorder/player
- Videotape deck(set)



- Home video game console
- Portable game console
- Mini electronic game
- High-tech trend toy



- Handheld fan
- Power tools
- Handheld massager

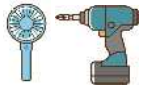

- Hair dryer
- Hair iron
- Electric razor
- Electric hair clippers
- Electric toothbrush
- Electric razor deaner



These accessories:

- Remote control
- Keyboard unit
- Mouse
- AC adapter
- Cable
- Plug/jack
- Charger
- Digital TV tuner
- Satellite digital tuner
- Other tuners
- Cable TV set-top box (STB)
- Game controller



- Electronic book reader



- Electronic dictionary
- Calculator



- Flashlight



- Clock



- Car navigation system
- Car tuner
- Car radio
- Car DVD player
- ETC unit
- Car amplifier
- VICS unit
- Car color TV
- Car stereo
- Car CD player
- Car MD player
- Car speaker



- Electronic blood pressure meter
- Electronic thermometer



Some items require recycling fee **Door-to-door collection service** *The first box is free if it contains a computer.

1 Apply



Apply online for collection.

2 Pack your items



Delete the data and pack the items in a cardboard box.
Ask for free HD wipe/erase software if needed.

3 Collection by Sagawa Express



Sagawa Express will come to collect your items.
As quickly as the next day!

Payment methods

[Credit card]
Please pay at the time of application.

[Cash]
Please pay the Sagawa Express driver at the time of collection.

Renet Japan Recycle Co., Ltd.
Check the website for details and applications. (Japanese only)
Renet Japan Search



Other Recycling Techniques

Learn the proper disposal methods and take your items to a collection site



Oil and futon bedding can also be recycled.

Used cooking oil



Strain the tenkasu from the cooking oil, put it in a commercial container or plastic bottle; then, bring it to a collection site.

Transfer your used cooking oil into the plastic collection container. Take your now empty container home with you.



[Collection sites]
You can bring your used oil to ward offices (except Hamana-ku), administrative centers, branch offices, some community collaboration centers, etc.
Check here for the latest collection sites

[Collectable oil]
Cooking oil from households
Plant-based oils such as canola oil, corn oil, sesame oil, rice oil, soybean oil, safflower oil, olive oil, sunflower oil, etc.
(Expired and unused cooking oil is also collectable)

NOTE

Animal-based oils, petroleum-based oils, fuels, paints, and oil solidified with chemicals are not accepted.

What happens to the recyclable waste?

It is refined and recycled into ink, etc.



Duvets

[Collectable items]
Duvets with 50% or more down
Check the quality label
*Corroded or deteriorated items are not accepted.



Disposal:

- Do not cut the duvet. Tie it into a bundle smaller than 60cm, and bring it to a collection site.
- Remove sheets and covers. (Except when the futon is torn or has a hole.)

[Collection sites]
Waste disposal plants, sanitation centers, etc.
Check here for the latest collection sites.

What happens to the recyclable waste?

Collected duvets are recycled into new down duvets and other down products.



Empty ink cartridges

Hamamatsu City is participating in the Ink-Cartridge Recycling "Satogaeri Project"

[Recyclable ink cartridges]
Genuine Brother, Canon, Epson, and Japan HP ink cartridges used at home.

Disposal:

- Put the empty ink cartridges directly into the collection box.





[Collection sites]
Each ward office, administrative center, branch office, collaborative center, etc.
Check here for the latest collection sites.

What happens to the recyclable waste?

Collected cartridges are recycled into new cartridges and other plastic products.

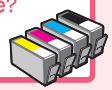

Old clothes



[Old clothes that can be collected]
Old clothes that are still wearable.
Shirts, fleece, suits, jackets, coats, leather clothing, scarves , etc.

Disposal:

- Wash, dry, and fold old clothes. Put them in a clear plastic bag so contents are visible.

NOTE

- **Old clothes that are dirty, smelly, unwashed, wet, or torn are not accepted.**
- **Futons, carpets, curtains, cushions, blankets, pillows, underwear, rolls of fabric, etc. are not accepted.**

[Collection sites]
Check here for the latest collection sites.

What happens to the recyclable waste?

Collected items are recycled domestically and internationally as raw material or rags.



Wooden furniture

Wooden furniture (desks, chests of drawers, shelves, chairs, etc.) from households are collected free of charge.

Reservation required



[Wooden furniture that can be collected]
Wooden furniture from households
Desks, chests of drawers, shelves, chairs, etc.
* Wooden furniture used for business purpose are not accepted.

[Collection sites] Isaji Factory Nakanomachi Chip Co. Ltd.
3005-4, Isaji-cho, Chuo-ku, Hamamatsu City
Monday to Saturday, 9:00 to 16:00 (Closed between 12:00 to 13:00)

Reservation application contact
General Waste Disposal Measures Division, Hamamatsu City
TEL.053-453-6192
Online: City Hall website; search for *"Hamamatsu City Wooden Furniture Recycling"*

NOTE

- **Remove any non-wood materials such as glass, plastic, fabric, and metal beforehand.**
- **Wooden furniture generated from business activities cannot be collected.**

What happens to the recyclable waste?

Recyclables are crushed finely and turned into wood chips.



Used miscellaneous goods

Unused fashion accessories, toys, and other items are collected.



Still usable!



PASSTO collection box



[Miscellaneous goods that can be collected]

Fashion items

Cap, Wristwatch, Wallet, Bag, Belt, Accessory

Toys

Game software, Miniature car Railway toy, Reel, Block, Soft vinyl figures, Stuffed toy

[Collection sites]
Hamamatsu City Hall (Main Building), Kamoe Branch Office

What happens to the recyclable waste?

Collected items are reused as-is domestically and internationally. Some plastic and metal parts are turned into new products.



Disposal:

- Place used miscellaneous goods directly into the collection box without putting them in bags, etc.

NOTE

- **Please place accessories, blocks, and other small or easily-scattered items in a bag before putting them in the collection box.**
- **Once collected, the miscellaneous goods cannot be returned.**
- **Do not put dirty miscellaneous goods.**