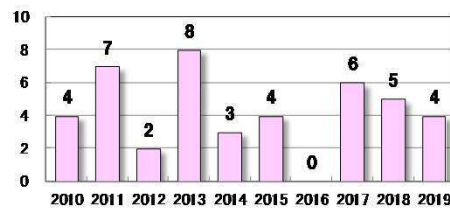
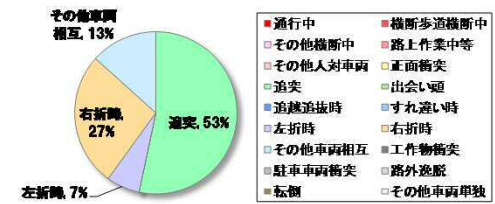


事故発生状況概要 (2017~2019合計)

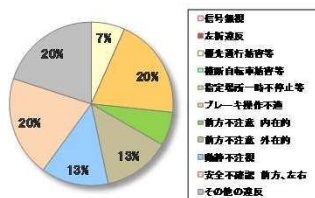
① 事故件数の経年推移 (全体件数 N=43)



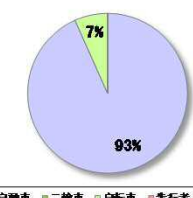
② 事故類型別



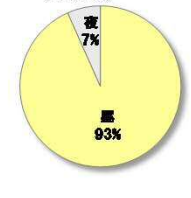
③ 法令違反



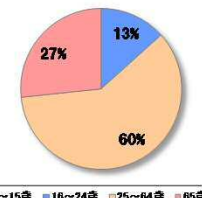
④ 当事者別 (1当2当組合せ)



⑤ 時間帯別事故件数 (全事故)



⑥ 年齢別



事故発生状況図 (2017~2019)

