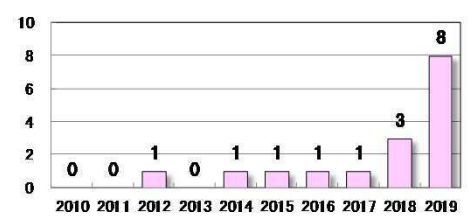
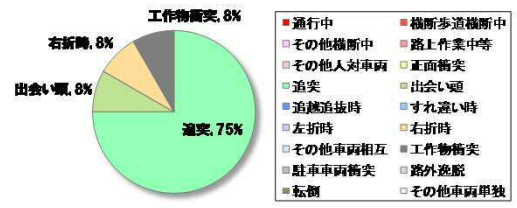


事故発生状況概要 (2017~2019合計)

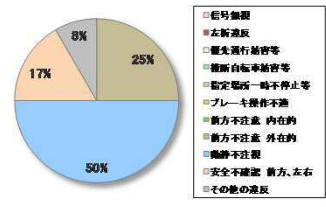
①事故件数の経年推移(全体件数 N=16)



②事故類型別



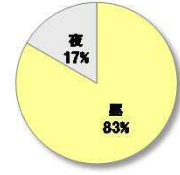
③法令違反



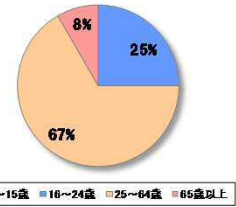
④当事者別 (1当2当組合せ)



⑤時間帯別事故件数 (全事故)



⑥年齢別



事故発生状況図 (2017~2019)

