

Guideline for Rubbish Disposal and Recycling (For Household Waste)



Please see the homepage for details.

Please put your trash out at a region designated collection point by 8:30 am on the morning of the collection day.

Burnable Rubbish

- Raw waste
 - ※ Drain the water.
- Lunch container that does not remove dirt
- Dirt-repellent tube
 - ※ Use up the contents and dispose of them in the garbage.
- Cloth/leather products
- Grass/Tree/Branch
 - ※ Cut into pieces less than 5 cm in thickness and less than 60 cm in length and bundle them together.
 - ※ Up to 60cm
 - ※ Up to 3 bags or 3 bundles.
- FootWear
 - ※ Safety shoes should be put out as non-burnable garbage.
- Straw
- Packaging band(PP band)
- CD,DVD
- Plastic hanger
- Bucket
- Paper diaper
 - ※ Remove dirt.
- Refrigerant
 - ※ Allow to cool and discard.
- Disposable heatin pad
 - ※ Allow to cool and discard.

○ Burnable material less than 60 cm. (wood, paper, cloth, plastic, etc.)
 ○ Remove as much metal (springs, screws, fasteners, fasteners, etc.) as possible.
 ○ Cut large or long items into pieces less than 60 cm.

Please put it in the Hamamatsu City household garbage bag.

The bag sizes are 45L, 30L, 20L, and 10L.
 There are two types of bags: rectangular and handbag.

※ You can take out up to 3 bags at a time.

Non-Burnable Rubbish

- Small electrical appliances, etc.
- Toys
 - Toys that run on batteries or electricity
- Stain-resistant bottles and cans
 - ※ Empty the contents and remove the lid.
- Glass, pottery
- Cutlery
 - ※ Wrap dangerous knives, glasses, etc. in paper or put them in a box and write the contents.
- Umbrellas
- Light bulbs, LED products
 - ※ Dispose of the pressure cooker as "contact garbage".
- Metals (objects made mostly of metal)

○ Non-combustible materials with a length of less than 60 cm. (metal, glass, pottery, etc.)
 ○ Wrap glasses and cutlery in paper or cloth or put them in a box.
 ○ Please write the contents.

Plastic Containers and Packaging

- Tray
- Bottles
- Plastic bottle cap
- Polyethylene bag, wrapping
- Cup, pack
- Packaging material
- Net

○ Dirty items cannot be recycled. Wash with water or wipe with paper or cloth before disposal.
 ○ Items that cannot be cleaned or have a bad smell should be disposed of as "Burnable Garbage."

Labels (price tags etc.) on the top of plastic lids and wrappers do not need to be removed.

Bottle, Can, PET Bottle

※ Do not dispose in bags.

Bottle ※ beverage, food bottle			Can ※ beverage, food can	Pet bottle
Colorless, transparent bottle	Brown bottle	Other colored bottles (blue, black, green etc.)		Applicable for objects with this logo : ボトル PET
White	Brown	Black	Blue	Yellow
White	Brown	Black	Blue	Yellow
1 Ensure cap is removed.	2 Rinse the inside.	※ Bottle labels do not need to be removed.	Empty all contents. Rinse lightly, or wipe clean with cloth or paper.	1 Ensure cap and label are removed. 2 Rinse the inside. 3 Flatten it.
				Dispose as Plastic Containers and Packaging

Special Items

※ Do not dispose in bags.

- Fluorescent tube
 - Fluorescent tube only
 - There are no color specifications.
 - ※ Please wrap it in a box or newspaper.
 - ※ Dispose of broken fluorescent tubes as non-burnable garbage.
- Battery
 - ※ For safety, attach cellophane tape to each button/coin-type battery and small rechargeable battery to insulate them.
- Heated cigarette
- Electronic cigarette
- Lighter
- Spray can
- Desktop gas cylinder
- Mercury thermometer
- Mercury sphygmomanometer
- Other objects
 - There are no color specifications.

※ No drilling required.

Examples of Rubbish that Cannot be Disposed at Local Collection Sites

- Recyclable electric appliance
 - TV
 - Freezer, Air-conditioners, Washing machine, dryer
- Recyclable personal computer
 - Desktop
 - Notebook
- Special waste (car parts, construction debris etc.)
 - Motorcycle
 - Solar panel (solar heater)
 - Gas cylinder
 - Car and motorcycle parts
 - Battery
 - Tire
 - Extinguisher
- Leftover paint, waste oil, chemicals etc.
 - Paint, waste oil
 - Agricultural chemical

※ Call for professional disposal services.

Rubbish Which Requires Contact (Fees applied)

○Items made of hard materials, items longer than 60 cm, etc.

① **Application** Please apply to the Contact Garbage Reception Center.



○ **Phone**

☎ 053-453-2288

○ **FAX**

FAX 053-454-1221

○ **Internet**

hamamatsu renrakugomi 検索

○ **LINE**

renrakugomi LINE 検索

Call reception hours
8:30~17:00
※ Saturday, Sunday,
5/3~5/5
Partial end of year
1/1~1/3
will be closed

○ Please tell the Contact Garbage Reception Center the item, number, and place of disposal of the contact garbage. Make a note of the date of collection, reception number, amount of processing fee, and place of disposal.

※ The amount varies depending on the item and size.

※ You can get up to 10 points with one application.

※ You cannot choose the collection date and time.

※ It may be difficult to connect to the phone on Mondays and the days following national holidays.

※ Internet, LINE, and FAX applications take longer than telephone applications.

↓ ※ Contact the reception center to add, amend or cancel items and application.

② **Payment of service fee** Pay the service fee

○ Pay the service fee as advised by the reception center at convenience stores or public facilities with an official sign which shows they accept payment for "Rubbish Which Requires Contact" within the city and collect your payment receipt.



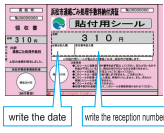
This sticker is a landmark.

③ **Paste the sticker** Paste the sticker that comes with the payment receipt onto the item to be disposed.

○ Fill in the collection date and reception number on the sticker.

○ Paste the required number of stickers at an easily noticeable location on the item (1 for 310 yen, 2 for 620 yen, 3 for 930 yen and 4 for 1,240 yen)

※ The sticker cannot be peeled off without damaging it once it is pasted. Do not paste the stickers on the wrong item or location.



④ **Put out your rubbish** Place the rubbish to be disposed at the confirmed collection site before 8:30am on the collection day.



○ Your presence is not required during collection.

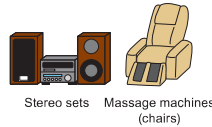
※ Requests such as removal from within the house premises or preferred timing are not accepted.

※ When disposing multiple items, the collection times may vary depending on the item.

☆ Example of Rubbish Which Requires Contact

※ Items with a maximum length or diameter exceeding 2m or a weight exceeding 100kg cannot be collected.


Large electrical appliance



Stereo sets Massage machines (chairs)


Objects with large metal pieces

※ Considered as Rubbish Which Requires Contact even if less than 60cm.



Iron Vacuum cleaner Fan Fans with a diameter of 20 cm or more

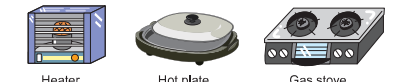
Non-Burnable Rubbish larger than 60cm



Bicycle Laundry rack



Electric tools Microwave Rice cooker Pressure cooker



Heater Hot plate Gas stove

Wooden furniture with a maximum length or diameter exceeding 60cm

※ Measure the size of the furniture first before contacting the reception center.

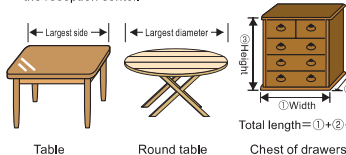
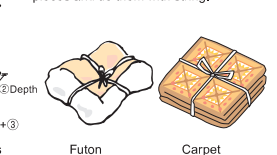


Table Round table Chest of drawers

Blanket

※ Please fold futons and carpets into small pieces and tie them with string.



Futon Carpet

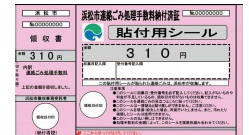
☆ Payment of service fee for Rubbish Which Requires Contact

○ Payment receipt service fees

• Please keep the receipt in a safe place until the garbage collection is completed.

• Payment receipts cannot be refunded or reissued. Please pay the fee after applying.

※ Items that cannot be collected due to insufficient funds will be written on paper and notified.



Personal Disposal ※ Contact garbage costs money.

○ When you put out a lot of garbage and recyclables, please bring them to the garbage disposal plant yourself.

○ For contact waste, please call the Contact Waste Reception Center (☎053-453-2288). For items other than contact garbage, please call the delivery destination. (Please call the day before or on the day of delivery)

○ You cannot bring in on Saturdays and Sundays.

○ Please bring it in a state that you can separate it and put it out at the collection point.

○ Please fill out and submit the "Application for Approval for Importing Municipal Waste".

○ The amount to be transported at one time is up to one light truck.

○ Please unload by yourself.

○ If you do not have a means of transportation, ask a licensed general waste collection and transportation company. (it will cost money.)

Destination (Carry-in time: 8:30~16:00)	Location	Telephone number (Prior notification of contact garbage) ☎053-453-2288	Items that can be brought in							
			Burnable garbage	Refrigerator	Plastic container and packaging	Bottle	Can	PET bottles	Specific item	Contact garbage (Paid)
Minami Garbage Office	1715 Enoshima-cho, Minami-ku	☎053-425-3680	○	○	○	○	○	○	○	○
Heiwa Garbage Office	77 Hiramatsucho, Nishi-ku	☎053-487-1131	○	○	○	○	○	○	○	○
Hamakita Environmental Office	954 Nagashima, Hamakita-ku	☎053-586-8686	○	○	○	○	○	○	○	○
Tenryu Environmental Office	558-3 Ogawa, Tenryu-ku	☎053-983-2121	○	○	○	○	○	○	○	○
Misakubo-Sakuma Clean Center	2258 Okuryoke, Misakubo-cho, Tenryu-ku	☎053-987-1957	○	○	○	○	○	○	○	○
Nishi Garbage Office	26098-1 Shinohara-cho, Nishi-ku	☎053-440-5374	○	—	—	—	—	—	—	—

Recycling of Electric Appliances

Cathode-ray tube TV

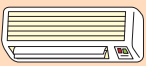
Flat-panel TV (liquid crystal, plasma)

Freezer and fridge



Washing machine and dryer

Air-conditioner (indoor, outdoor type)



※ Recycling fee varies according to the manufacturer
※ Postage charges apply separately.

○ Please ask the shop where you are replacing or the shop where you bought it in the past to pick it up.
(A collection and transportation fee will be charged separately.)

○ When carrying by yourself

(1) Check the manufacturer, the screen size of the TV, and the internal volume of the refrigerator/freezer.

(2) Please pay the recycling fee at the post office. Please get a proof of payment.

(3) Please take the recycling ticket attached to the payment certificate and the waste home appliance to the designated collection point.

○ If you cannot carry yourself

Please ask the dealer or licensed general waste collection and transportation company. (it will cost money.)

※ For details, please call the Home Appliance Recycling Coupon Center (☎0120-319640).

※ For more information [kadenseihinkyukai](https://www.rkc.aeha.or.jp) 検索 (https://www.rkc.aeha.or.jp)

Designated collection place
Nippon Express Co., Ltd
Hamamatsu Branch
1200 Kamida-machi Naka-ku ☎442-1665

Recycling of Personal Computers



CRT display



Desktop personal computer (main body)



Liquid crystal display



Notebook

○ Please ask the manufacturer of the PC to collect them.

※ Items sold before September 30, 2003 are subject to a recycling fee.

※ Please see the website of each company for application methods and recycling fees.

※ For more information, please see our homepage. [PC3R Promotion Association](https://www.pc3r.jp) 検索 (https://www.pc3r.jp)

PC 3R Promotion Association (☎03-5282-7685)