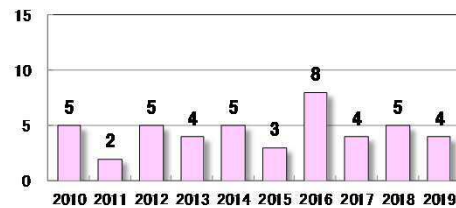


事故発生状況概要(2017～2019合計)

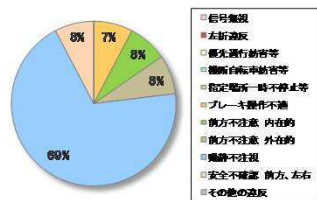
①事故件数の経年推移(全体件数 N=45)



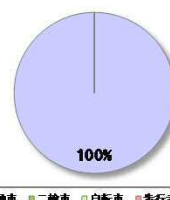
②事故類型別



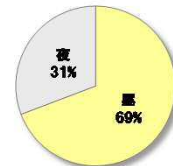
③法令違反



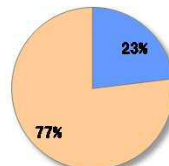
④当事者別(1当2当組合せ)



⑤時間帯別事故件数(全事故)



⑥年齢別



事故発生状況図(2017～2019)

